



NVLAP LAB CODE 200050-0



ISOFOOTCANDLE LINES OF HORIZONTAL ILLUMINATION

Values based on 2 foot mounting height.

REPORT NUMBER: P34089
 ISSUE DATE: 04/29/15 PAGE: 1 OF 8
 DATE SAMPLE TESTED: 04/29/15
 CATALOG NUMBER:
 1800-24-17LED3015-120-BK-100
 LUMINAIRE: SEDONA BOLLARD WITH A 15
 DEGREE LIGHT PATTERN & 100% LIGHT
 LEVEL
 LAMP CAT. NO.: TLM-R20A-A123015
 LAMP: [1] 3000K LED
 BALLAST CAT. NO.: NA
 BALLAST: [1] TLM TERRALUX MODULE
 INPUT ELECTRICAL: 120.0 VOLTS, 15.9
 WATTS, 0.134 AMPS
 MOUNTING: PATH

NOTE: DATA SHOWN IS ABSOLUTE FOR THE
 SAMPLE PROVIDED.

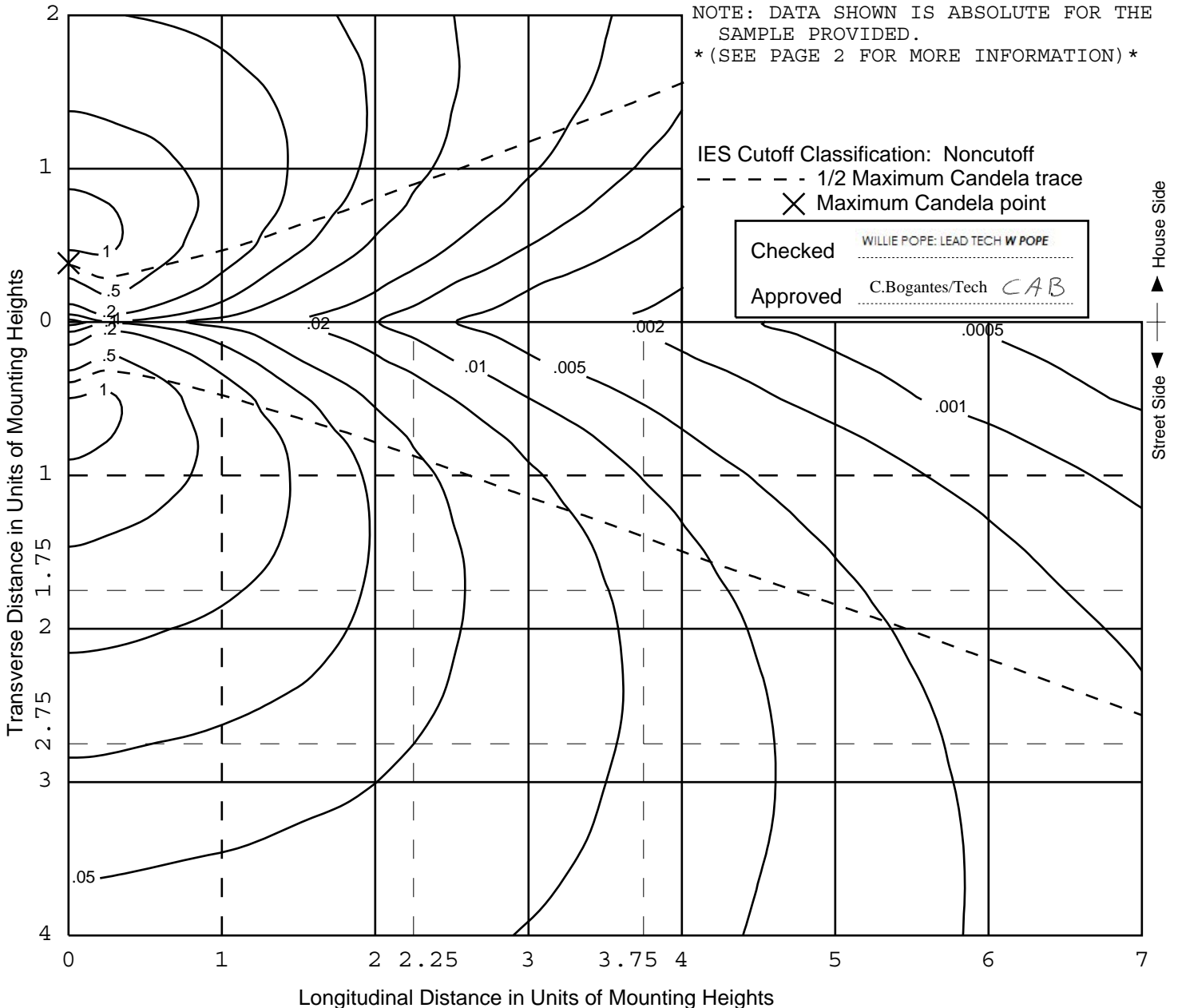
(SEE PAGE 2 FOR MORE INFORMATION)

IES Cutoff Classification: Noncutoff

--- 1/2 Maximum Candela trace

X Maximum Candela point

Checked	WILLIE POPE: LEAD TECH W POPE
Approved	C.Bogantes/Tech CAB



Eaton's Cooper Lighting Business
Photometric Laboratory
1121 Highway 74 South
Peachtree City, GA 30269
PHOTOMETRIC TEST REPORT



NVLAP LAB CODE 200050-0



REPORT NUMBER: P34089

PAGE: 2 OF 8

ISSUE DATE: 04/29/15

DATE SAMPLE TESTED: 04/29/15

CATALOG NUMBER: 1800-24-17LED3015-120-BK-100

ADDITIONAL INFORMATION

ABSOLUTE PHOTOMETRY IS BASED ON CALIBRATION FACTORS CREATED USING A 500
WATT, NIST TRACEABLE, OMNIDIRECTIONAL LAB LUMEN STANDARD IN THE
GONIOPHOTOMETER WITH TEST DISTANCE OF 24 FT

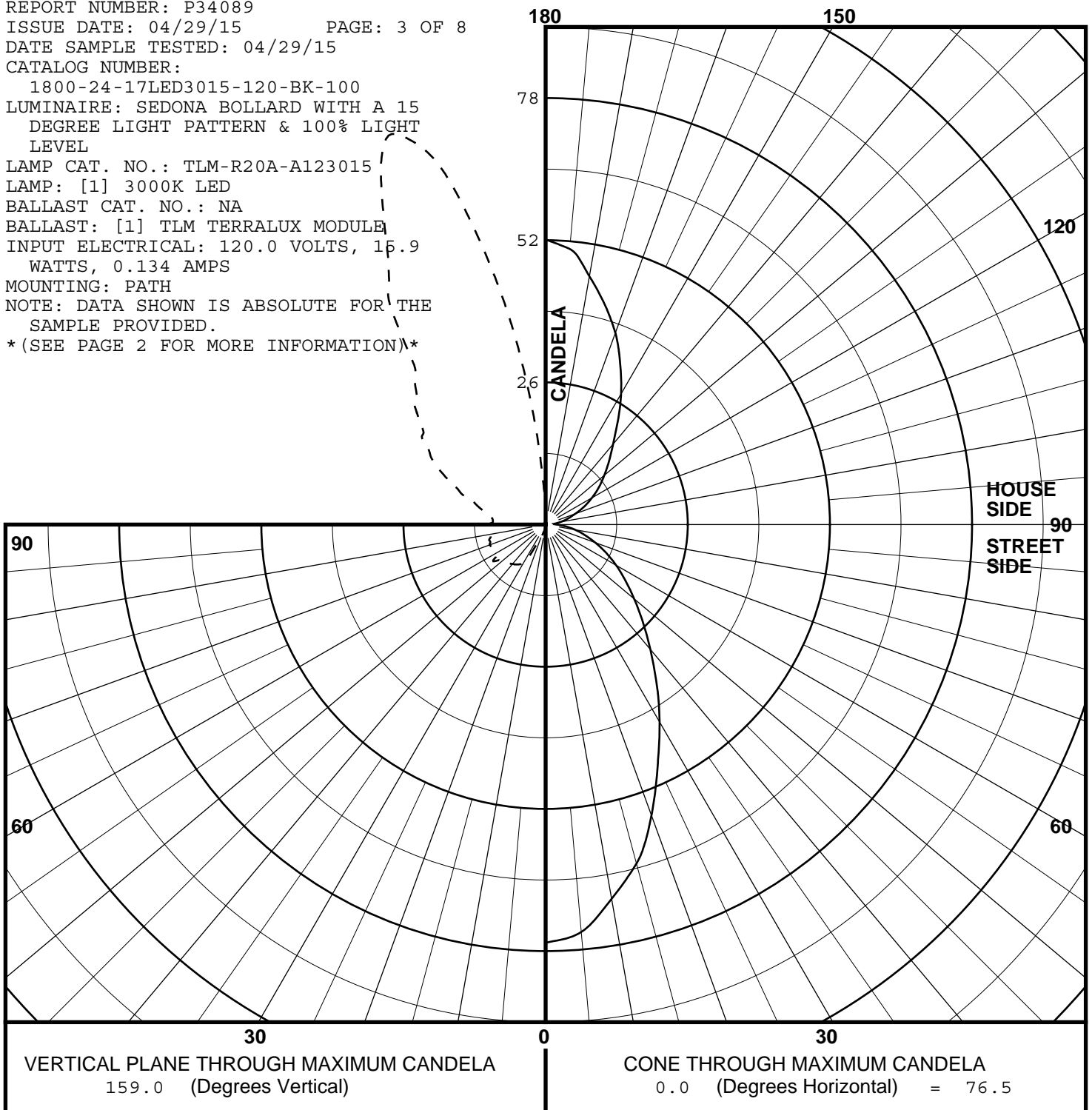
THDi:12.1%, PF:.98834, PREBURN: 12 HR, TOTAL OP TIME: 13 HR

STAB:30 MIN

AMBIENT: 24.8

MAXIMUM PLANE AND MAXIMUM CONE PLOTS OF CANDELA

REPORT NUMBER: P34089
 ISSUE DATE: 04/29/15 PAGE: 3 OF 8
 DATE SAMPLE TESTED: 04/29/15
 CATALOG NUMBER:
 1800-24-17LED3015-120-BK-100
 LUMINAIRE: SEDONA BOLLARD WITH A 15
 DEGREE LIGHT PATTERN & 100% LIGHT
 LEVEL
 LAMP CAT. NO.: TLM-R20A-A123015
 LAMP: [1] 3000K LED
 BALLAST CAT. NO.: NA
 BALLAST: [1] TLM TERRALUX MODULE
 INPUT ELECTRICAL: 120.0 VOLTS, 15.9
 WATTS, 0.134 AMPS
 MOUNTING: PATH
 NOTE: DATA SHOWN IS ABSOLUTE FOR THE
 SAMPLE PROVIDED.
 (SEE PAGE 2 FOR MORE INFORMATION)



REPORT NUMBER: P34089

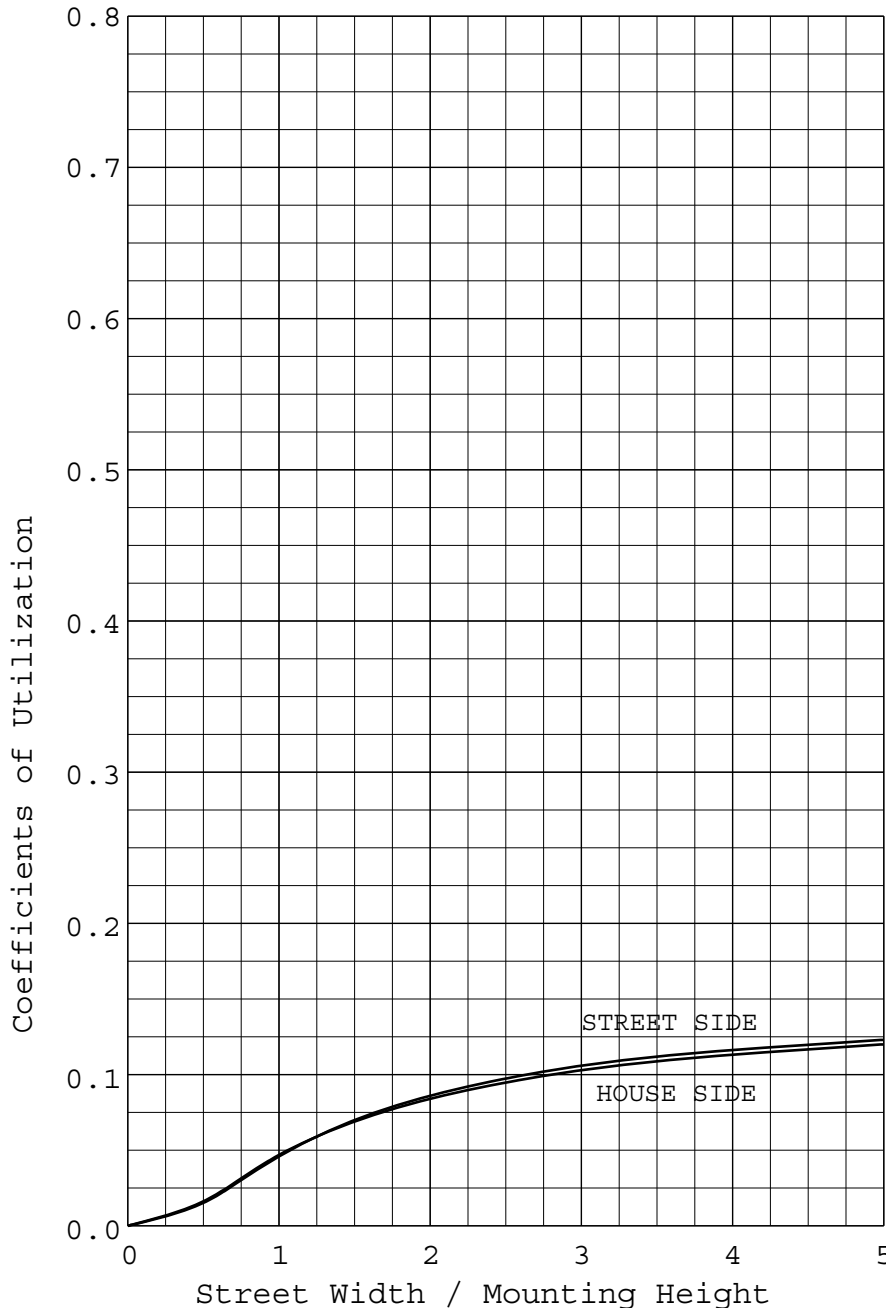
PAGE: 4 OF 8

ISSUE DATE: 04/29/15

DATE SAMPLE TESTED: 04/29/15

CATALOG NUMBER: 1800-24-17LED3015-120-BK-100

COEFFICIENTS OF UTILIZATION AND FLUX DISTRIBUTION



	LUMENS	PERCENT OF FIXTURE
DOWNWARD STREET SIDE	20.	15.0
DOWNWARD HOUSE SIDE	19.	14.5
DOWNWARD TOTAL	38.	29.5
UPWARD STREET SIDE	48.	36.8
UPWARD HOUSE SIDE	44.	33.7
UPWARD TOTAL	92.	70.5
TOTAL FLUX	130.	100.0

TOTAL INPUT WATTS = 15.9
 EFFICACY = 8.2 Lm/W

ALL CANDELA AND LUMENS IN THIS REPORT ARE BASED ON ABSOLUTE PHOTOMETRY. THE COEFFICIENT OF UTILIZATION VALUES ARE BASED ON THE TOTAL ABSOLUTE LUMEN OUTPUT OF THIS LUMINAIRE SAMPLE.

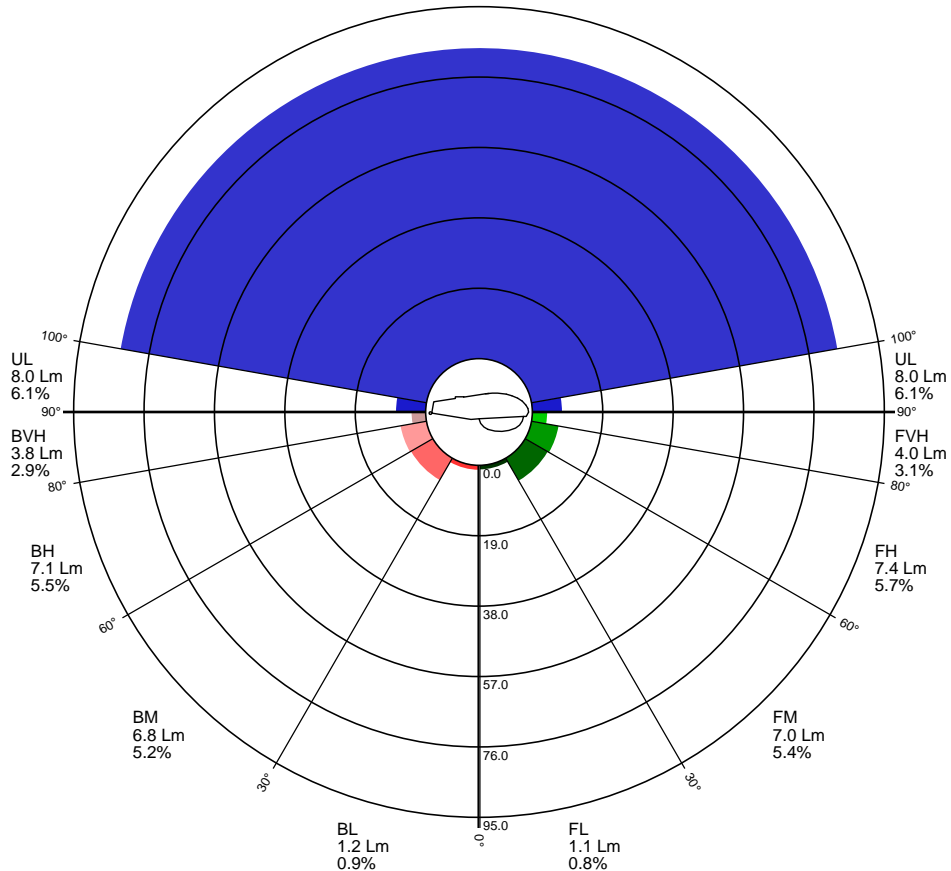
THIS REPORT IS BASED ON IES PUBLICATION LM-79-08. FIELD PERFORMANCE MAY DIFFER FROM LABORATORY PERFORMANCE.

BUG Rating:				B0	U2	G0
Zonal Summary				Zone Ratings		
		Lumens	% of Lamp	B	U	G
Forward		20	15.0			
FL	(0° - 30°)	1.1	0.8			
FM	(30° - 60°)	7.0	5.4			
FH	(60° - 80°)	7.4	5.7			G0
FVH	(80° - 90°)	4.0	3.1			G0
Backward		19	14.5			
BL	(0° - 30°)	1.2	0.9	B0		
BM	(30° - 60°)	6.8	5.2	B0		
BH	(60° - 80°)	7.1	5.4	B0		G0
BVH	(80° - 90°)	3.8	2.9			G0
Upward		92	70.5			
UL	(90° - 100°)	8.0	6.1		U1	
UH	(100° - 180°)	83.8	64.3		U2	
Trapped Light		0	0.1			
Total Flux		130	99.9			

Zonal Lumen Summary

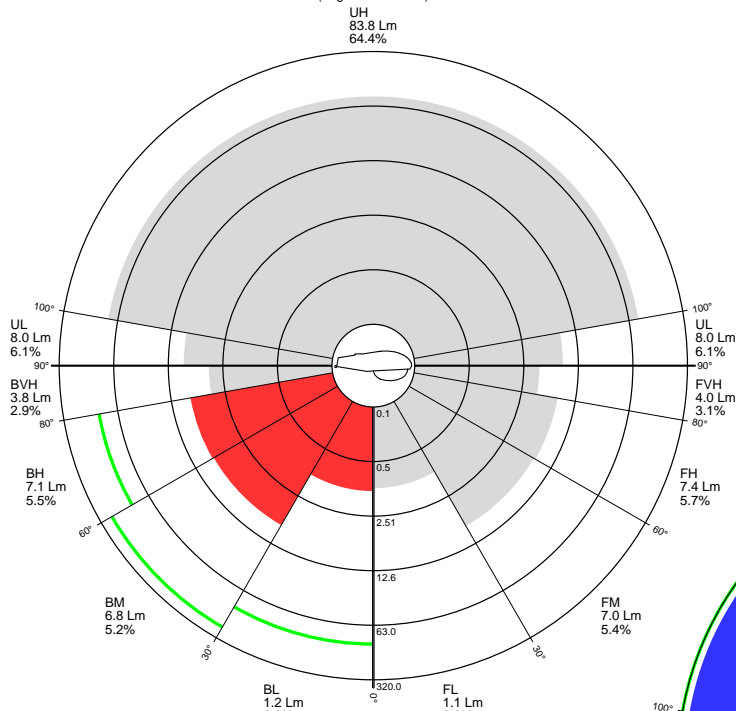
(Linear scale)

UH
83.8 Lm
64.4%



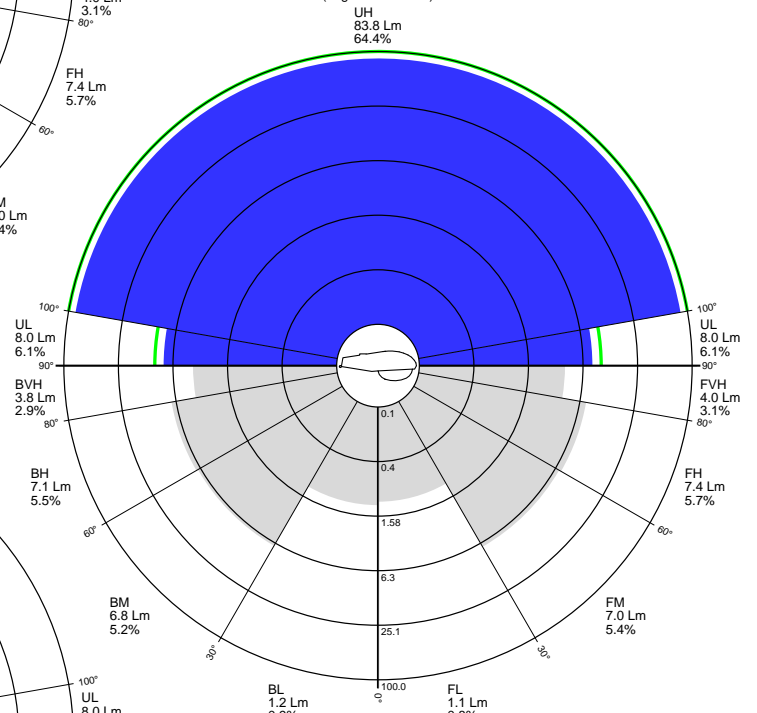
Backlight Rating Details

(Logarithmic scale)



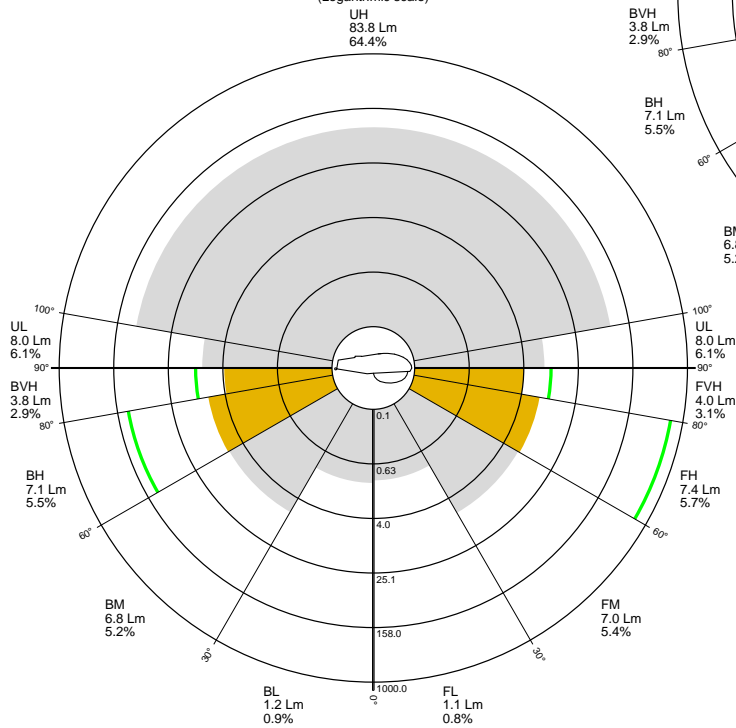
Uplight Rating Details

(Logarithmic scale)



Glare Rating Details

(Logarithmic scale)





NVLAP LAB CODE 200050-0



REPORT NUMBER: P34089
 ISSUE DATE: 04/29/15
 CATALOG NUMBER: 1800-24-17LED3015-120-BK-100

PAGE: 7 OF 8
 DATE SAMPLE TESTED: 04/29/15

CANDELA TABULATION

	STREET SIDE		LATERAL ANGLE								
	0.0	5.0	15.0	25.0	35.0	45.0	55.0	65.0	75.0	85.0	
	180.0	2.2	2.2	2.2	2.2	2.2	2.2	2.2	2.2	2.2	
	175.0	14.2	14.3	13.9	12.7	11.5	9.6	7.8	5.9	4.2	
	165.0	62.5	62.6	56.7	45.6	33.5	24.2	17.0	11.3	6.7	
	159.0<<	76.5	74.8	64.2	48.5	35.4	25.1	17.8	12.2	7.4	
	155.0	71.3	71.4	64.5	49.3	35.6	25.9	18.3	12.6	7.5	
	145.0	50.0	50.3	47.6	38.8	29.3	22.4	16.9	11.5	6.7	
	135.0	33.3	32.9	30.3	26.1	21.6	18.8	14.4	10.1	5.8	
	125.0	27.6	26.9	23.9	20.7	18.5	16.3	12.9	9.0	4.9	
	115.0	19.9	19.6	18.1	16.7	15.4	14.0	11.1	7.7	4.1	
	105.0	12.8	12.5	12.2	11.7	11.8	10.9	8.9	6.2	3.2	
	95.0	9.7	9.6	9.8	10.0	10.5	9.7	7.8	5.3	2.7	
	90.0	10.5	10.0	9.8	10.0	10.3	9.4	7.6	5.2	2.6	
	87.5	10.7	10.3	10.0	10.1	10.3	9.3	7.5	5.2	2.6	
	85.0	10.5	10.4	10.1	10.0	10.3	9.3	7.5	5.1	2.6	
V	82.5	10.2	10.2	10.1	10.1	10.3	9.2	7.4	5.1	2.5	
E	80.0	10.2	10.0	10.0	10.1	10.3	9.3	7.4	5.1	2.5	
R	77.5	10.3	10.2	10.2	10.2	10.3	9.3	7.4	5.0	2.5	
T	75.0	10.7	10.6	10.4	10.4	10.5	9.3	7.3	5.0	2.5	
I	72.5	10.6	10.5	10.4	10.4	10.5	9.2	7.2	4.9	2.4	
C	70.0	10.9	10.8	10.6	10.6	10.5	9.1	7.1	4.8	2.4	
A	67.5	10.7	10.6	10.4	10.3	10.2	8.9	7.0	4.8	2.4	
L	65.0	10.6	10.5	10.2	10.1	9.9	8.7	6.9	4.7	2.3	
	62.5	10.6	10.5	10.2	9.9	9.6	8.5	6.7	4.6	2.3	
A	60.0	10.8	10.7	10.2	9.9	9.6	8.4	6.6	4.5	2.2	
N	57.5	10.7	10.6	10.3	10.0	9.5	8.2	6.4	4.3	2.2	
G	55.0	11.7	11.2	10.4	9.8	9.3	8.0	6.2	4.2	2.1	
L	52.5	10.7	10.4	9.9	9.6	9.0	7.7	6.0	4.0	2.1	
E	50.0	10.3	10.2	9.6	9.4	8.6	7.4	5.8	3.9	2.0	
	47.5	10.3	10.1	9.5	9.2	8.3	7.1	5.5	3.7	1.9	
	45.0	10.0	9.9	9.5	9.0	8.1	6.8	5.3	3.5	1.8	
	42.5	9.7	9.6	9.3	8.7	7.8	6.6	5.1	3.4	1.8	
	40.0	9.4	9.3	9.0	8.4	7.6	6.3	4.8	3.2	1.7	
	37.5	9.2	9.1	8.6	8.0	7.2	6.0	4.6	3.0	1.6	
	35.0	8.9	8.9	8.4	7.7	6.8	5.7	4.3	2.8	1.5	
	30.0	7.7	7.6	7.6	6.9	5.9	4.8	3.6	2.4	1.3	
	25.0	4.2	4.4	6.2	5.8	4.9	3.9	2.9	1.9	1.0	
	20.0	2.4	2.8	4.4	4.5	3.8	2.9	2.1	1.4	0.8	
	15.0	1.5	1.7	2.6	2.8	2.5	2.0	1.5	1.0	0.6	
	10.0	0.8	0.9	1.1	1.3	1.2	1.1	0.9	0.6	0.4	
	5.0	0.1	0.1	0.2	0.2	0.3	0.3	0.2	0.2	0.2	
	0.0	0.1	0.1	0.1	0.1	0.1	0.1	0.1	0.1	0.1	

||
 PLANE OF MAXIMUM CANDELA

CONE OF MAXIMUM CANDELA



NVLAP LAB CODE 200050-0



REPORT NUMBER: P34089
 ISSUE DATE: 04/29/15
 CATALOG NUMBER: 1800-24-17LED3015-120-BK-100

PAGE: 8 OF 8
 DATE SAMPLE TESTED: 04/29/15

CANDELA TABULATION
 HOUSE SIDE

LATERAL ANGLE

90.0 95.0 105.0 115.0 125.0 135.0 145.0 155.0 165.0 175.0 180.0

180.0	2.2	2.2	2.2	2.2	2.2	2.2	2.2	2.2	2.2	2.2	2.2
175.0	2.3	1.9	1.5	1.7	2.3	3.0	3.7	4.2	4.7	4.8	4.9
165.0	2.0	1.4	3.0	5.7	8.9	12.8	17.5	22.8	27.1	29.6	30.1
159.0<<	2.1	1.6	4.2	7.8	11.9	16.4	23.0	32.3	41.7	50.6	52.1
155.0	2.0	1.8	4.8	8.8	13.0	18.8	26.3	37.1	50.0	60.9	61.9
145.0	1.6	2.1	5.6	9.7	14.7	20.5	26.8	36.4	45.6	51.4	52.4
135.0	1.1	1.8	4.8	8.9	13.6	17.5	21.5	27.0	32.9	38.3	39.8
125.0	0.7	1.5	4.2	8.2	12.4	16.2	18.8	20.8	23.5	26.2	26.5
115.0	0.5	1.2	3.7	7.7	11.4	14.4	16.4	17.6	19.0	20.2	20.8
105.0	0.4	0.9	3.2	6.4	9.3	11.5	12.5	12.5	12.5	12.6	12.6
95.0	0.4	0.6	2.5	5.1	7.5	9.5	10.2	9.8	9.7	10.6	10.7
90.0	0.4	0.6	2.4	5.0	7.3	9.1	9.8	9.4	9.3	9.8	10.0
87.5	0.4	0.6	2.4	5.0	7.3	9.0	9.7	9.3	9.3	9.7	9.7
85.0	0.4	0.6	2.4	4.9	7.2	8.9	9.6	9.3	9.2	9.5	9.7
V 82.5	0.4	0.6	2.4	4.9	7.2	8.9	9.6	9.3	9.3	9.6	9.8
E 80.0	0.4	0.7	2.4	4.9	7.1	8.9	9.6	9.4	9.5	10.0	10.1
R 77.5	0.4	0.6	2.4	4.8	7.1	8.9	9.6	9.5	9.7	10.3	10.4
T 75.0	0.4	0.7	2.4	4.8	7.0	8.9	9.6	9.6	9.8	10.4	10.6
I 72.5	0.4	0.7	2.3	4.7	6.9	8.8	9.6	9.7	10.0	10.6	10.8
C 70.0	0.4	0.7	2.3	4.7	6.9	8.7	9.7	10.0	10.6	12.0	12.3
A 67.5	0.4	0.7	2.3	4.6	6.8	8.7	9.6	10.0	10.3	10.8	10.9
L 65.0	0.4	0.7	2.3	4.5	6.7	8.5	9.3	9.5	9.3	9.5	9.6
62.5	0.5	0.8	2.3	4.5	6.6	8.3	9.0	9.3	9.3	9.5	9.6
A 60.0	0.4	0.7	2.3	4.4	6.4	8.0	8.8	9.3	9.2	9.5	9.6
N 57.5	0.4	0.7	2.2	4.3	6.2	7.9	8.7	9.2	9.2	9.4	9.5
G 55.0	0.4	0.8	2.2	4.2	6.1	7.7	8.6	9.2	9.3	9.8	9.8
L 52.5	0.4	0.8	2.1	4.1	6.0	7.5	8.4	9.0	9.2	9.6	9.8
E 50.0	0.4	0.8	2.1	4.0	5.7	7.3	8.3	8.8	9.0	9.4	9.5
47.5	0.4	0.8	2.0	3.8	5.5	7.2	8.2	8.7	9.0	9.5	9.6
45.0	0.4	0.7	2.0	3.6	5.3	7.0	8.1	8.9	8.8	9.2	9.3
42.5	0.4	0.7	1.9	3.5	5.1	6.7	7.9	8.7	9.0	9.3	9.3
40.0	0.4	0.7	1.8	3.3	4.9	6.4	7.6	8.5	8.9	9.3	9.3
37.5	0.4	0.7	1.7	3.1	4.7	6.1	7.2	8.1	8.6	8.9	9.1
35.0	0.4	0.7	1.6	3.0	4.4	5.8	6.8	7.7	8.2	8.6	8.8
30.0	0.4	0.6	1.4	2.6	3.8	5.1	6.1	6.9	7.4	7.7	7.7
25.0	0.4	0.6	1.2	2.1	3.2	4.3	5.3	6.0	6.1	5.3	5.0
20.0	0.4	0.5	1.0	1.7	2.5	3.4	4.3	4.9	4.7	3.1	2.6
15.0	0.4	0.5	0.8	1.3	1.9	2.5	3.1	3.4	3.0	2.1	1.9
10.0	0.3	0.4	0.6	0.9	1.2	1.5	1.7	1.7	1.5	1.2	1.1
5.0	0.2	0.2	0.3	0.3	0.4	0.5	0.6	0.6	0.5	0.5	0.5
0.0	0.1	0.1	0.1	0.1	0.1	0.1	0.1	0.1	0.1	0.1	0.1

CONE OF MAXIMUM CANDELA